

## V MACI 2015

### Procedimiento para la carga de trabajos en el OCS

Ante cualquier inconveniente comuníquese con la Mesa de Ayuda: [ocs.maci@gmail.com](mailto:ocs.maci@gmail.com)

1. Ingrese al link: <http://www.amcaonline.org.ar/maci>
2. Haga click en la solapa **LOG IN**:



V Congreso de Matemática Aplicada, Computacional e Industrial

HOME ABOUT **LOG IN** ACCOUNT SEARCH CURRENT

CONFERENCES ANNOUNCEMENTS

Home > Log In

### Log In

Username

Password

Remember my username and password

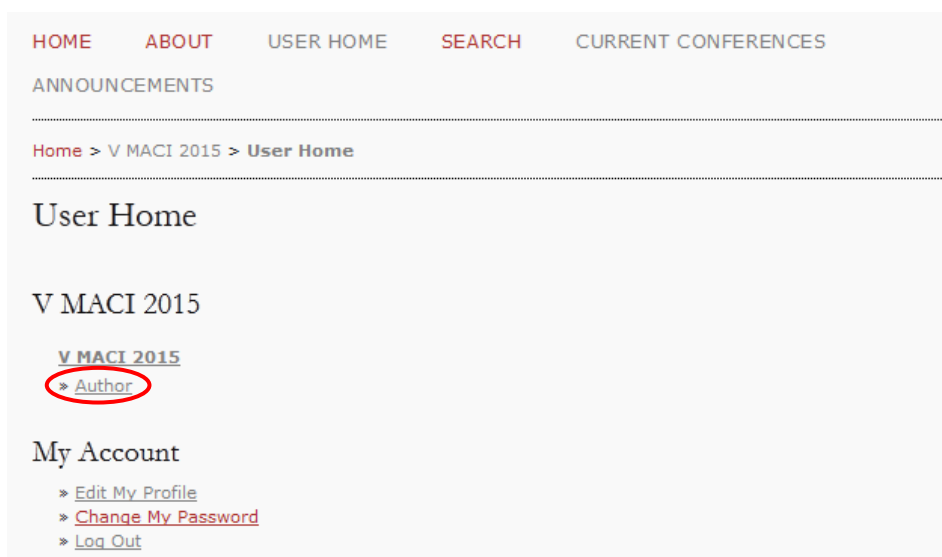
» Not a user? [Create an account with this site](#)

» [Forgot your password?](#)

 BY

This work is licensed under a [Creative Commons Attribution 3.0 License](#).

3. Si no posee un usuario cliquee en » **Not a user? Create an account with this site**
4. Si necesita recuperar sus datos de acceso utilice el link » **Forgot your password?**
5. Ingrese sus datos de acceso (usuario y contraseña)
6. En la próxima pantalla haga click en '**Author**':



HOME ABOUT USER HOME SEARCH CURRENT CONFERENCES

ANNOUNCEMENTS

Home > V MACI 2015 > **User Home**

### User Home

V MACI 2015

**V MACI 2015**

» **Author**

### My Account

» [Edit My Profile](#)

» [Change My Password](#)

» [Log Out](#)

7. Haga click en ‘STEP ONE OF THE SUBMISSION PROCESS’:

HOME ABOUT USER HOME SEARCH CURRENT CONFERENCES

ANNOUNCEMENTS

Home > User > Author > Active Submissions

## Active Submissions

ACTIVE ARCHIVE

ID	MM-DD SUBMIT	TRACK	AUTHORS	TITLE	STATUS
<i>No Submissions</i>					

Start here to submit a paper to this conference.  
[STEP ONE OF THE SUBMISSION PROCESS](#)

8. Seleccione la sesión temática adecuada para su trabajo y haga click en ‘Save and Continue’:

HOME ABOUT USER HOME SEARCH CURRENT CONFERENCES

ANNOUNCEMENTS

Home > User > Author > Submissions > New Submission

## Step 1. Starting the Submission

1. **START** 2. ENTER METADATA

Encountering difficulties? Contact [Mesa de Ayuda OCS](#) for assistance.

### Conference Track


Select the appropriate track for this submission (see [Track Policies](#)).

Track\*

Comments for (optional)  
Enter text (optional)

**Save and continue**

\* Denotes required field



This work is licensed under a [Creative Commons Attribution 3.0 License](#).

- Please select a track...
- S01 - Biomatemática
- S02 - Economía Matemática
- S03 - Ecuaciones Diferenciales y Aplicaciones
- S04 - Finanzas Cuantitativas
- S05 - Fundamentos de Métodos Numéricos y Aplicaciones
- S06 - Investigación Operativa y Aplicaciones
- S07 - Matemática Industrial y Aplicaciones
- S08 - Mecánica Computacional
- S09 - Modelos Matemáticos Interdisciplinarios
- S10 - Optimización, Teoría y Aplicaciones
- S11 - Probabilidad
- S12 - Problemas de Frontera Libre y Aplicaciones
- S13 - Problemas Inversos y Aplicaciones
- S14 - Problemas Matemáticos en Mecánica del Continuo
- S15 - Procesamiento de Señales e Imágenes
- S16 - Sistemas Dinámicos
- S17 - Teoría de Control Óptimo y Aplicaciones
- S18 - Transferencia de Calor y Materia
- S19 - Visión Computacional

9. Complete los datos de los autores y título del trabajo. Avance al paso siguiente haciendo click en **'Save and Continue'**:

**NO modifique la opción 'English' en Form Language**

### Step 2. Entering the Submission's Metadata

1. START 2. ENTER METADATA 3. UPLOAD SUBMISSION 4. CONFIRMATION

Form Language    
To enter the information below in additional languages, first select the language.

**Authors**

First name\*   
Middle name   
Last name\*   
Affiliation   
Country   
Email\*   
URL   
Bio statement (E.g., department and rank)

**Title**

Title\*

**Indexing**

Language   
English=en; French=fr; Spanish=es. [Additional codes.](#)

**Supporting Agencies**

Identify agencies that provided funding or support for the work presented in this submission.

Agencies

**Coloque el título de su trabajo en inglés o español**

10. A continuación seleccione el archivo que desea cargar en el sistema con la opción **'Examinar...'** y luego haga click en **'Upload'**:

### Step 3. Uploading the Submission

1. START 2. ENTER METADATA 3. UPLOAD SUBMISSION 4. CONFIRMATION

To upload a paper to this conference, complete the following steps.

1. On this page, click Browse (or Choose File) which opens a Choose File window for locating the file on the hard drive of your computer.
2. Locate the file you wish to submit and highlight it.
3. Click Open on the Choose File window, which places the name of the file on this page.
4. Click Upload on this page, which uploads the file from the computer to the conference's web site and renames it following the conference's conventions.
5. Once the submission is uploaded, click Save and Continue at the bottom of this page.

Encountering difficulties? Contact [Mesa de Ayuda OCS](#) for assistance.

**Submission File**

No submission file uploaded.

Upload submission file  No se seleccionó un archivo.

11. Una vez que cargó el archivo de su trabajo haga click en 'Save and Continue':

### Step 3. Uploading the Submission

1. **START** 2. ENTER METADATA 3. **UPLOAD SUBMISSION** 4. CONFIRMATION

To upload a paper to this conference, complete the following steps.

1. On this page, click Browse (or Choose File) which opens a Choose File window for locating the file on the hard drive of your computer.
2. Locate the file you wish to submit and highlight it.
3. Click Open on the Choose File window, which places the name of the file on this page.
4. Click Upload on this page, which uploads the file from the computer to the conference's web site and renames it following the conference's conventions.
5. Once the submission is uploaded, click Save and Continue at the bottom of this page.

Encountering difficulties? Contact [Mesa de Ayuda OCS](#) for assistance.

---

#### Submission File

File name [4548-5591-1-SM.pdf](#)  
Original file name Trabajo V MACI 2015.pdf  
File size 81KB  
Date uploaded 2014-10-31 04:36 AM

---

Replace submission file  No se seleccionó un archivo.

---

12. Finalice el procedimiento haciendo click en 'Finish Submission':

[HOME](#) [ABOUT](#) [USER HOME](#) [SEARCH](#) [CURRENT CONFERENCES](#)

ANNOUNCEMENTS

---

[Home](#) > [User](#) > [Author](#) > [Submissions](#) > **New Submission**

---

### Step 4. Confirming the Submission

1. **START** 2. ENTER METADATA 3. UPLOAD SUBMISSION 4. **CONFIRMATION**

To submit your manuscript to V MACI 2015 click Finish Submission. The submission's principal contact will receive an acknowledgement by email and will be able to view the submission's progress through the editorial process by logging in to the journal web site. Thank you for your interest in publishing with V MACI 2015.

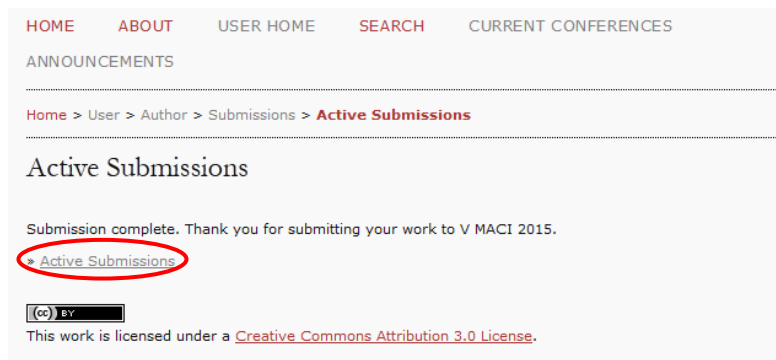
#### File Summary

---

ID	ORIGINAL FILE NAME	TYPE	FILE SIZE	DATE UPLOADED
5591	<a href="#">TRABAJO V MACI 2015.PDF</a>	Submission File	81KB	10-31

---

13. Para acceder al trabajo cargado en el OCS haga click en



The screenshot shows the 'Active Submissions' page of the OCS system. At the top, there is a navigation menu with links for HOME, ABOUT, USER HOME, SEARCH, and CURRENT CONFERENCES. Below this is an 'ANNOUNCEMENTS' section. A breadcrumb trail indicates the user's path: Home > User > Author > Submissions > Active Submissions. The main heading is 'Active Submissions'. A message states 'Submission complete. Thank you for submitting your work to V MACI 2015.' Below the message, there is a link labeled '< Active Submissions' which is circled in red. At the bottom, there is a Creative Commons Attribution 3.0 License logo and the text 'This work is licensed under a Creative Commons Attribution 3.0 License.'

*Ante cualquier consulta o inconveniente comuníquese con la Mesa de Ayuda:*  
[ocs.maci@gmail.com](mailto:ocs.maci@gmail.com)